

Construction

Brass Body (CuZn38Pb18)

Finishes

Chrome plated to BS EN 248

Product Type

Contemporary

Water Pressure

Min. 1.0 bar, Max. 6.0 bar

Plumbing Systems

Suitable for all plumbing systems, preferably balanced. Min. supply pressure differential requirement is 5:1

Standards

Complies with BSEN 1111

Cartridge

Thermostatic

Fitting

Inlet: 3/4" female thread

Outlet: 1/2" Female thread

Guarantee

10 years against manufacturing faults (3 Years on Serviceable Parts).

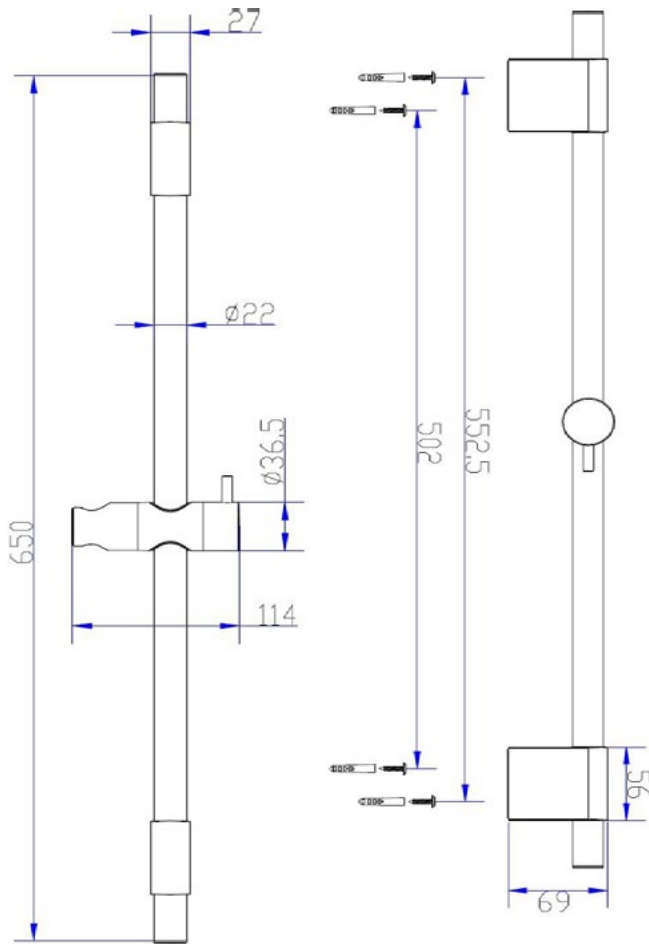
Additional Information

1. Temperature: Pre-set 38°C, with push button override to 48°C.
2. Automatic shut off in the event of hot or cold water supply failure.

Flow Rates (Litres per minute)

System Pressure	0.1 Bar	0.2 Bar	0.3 Bar	0.5 Bar	1.0 Bar	1.5 Bar	2.0 Bar	3.0 Bar	4.0 Bar	5.0 Bar
		7.9	-	12.6	20.0			36.0	-	-

The information contained on this page was correct at date of issue. Fitting dimensions are provided as a guide only. Some variation may occur due to manufacturing tolerances. We pursue a policy of continuing improvement in design and performance of our products and so reserve the right to change specifications without prior notice.



Construction

Finishes

Product Type

Plumbing Systems

Guarantee

Stainless steel & brass

Chrome plated to BS EN 248

Contemporary

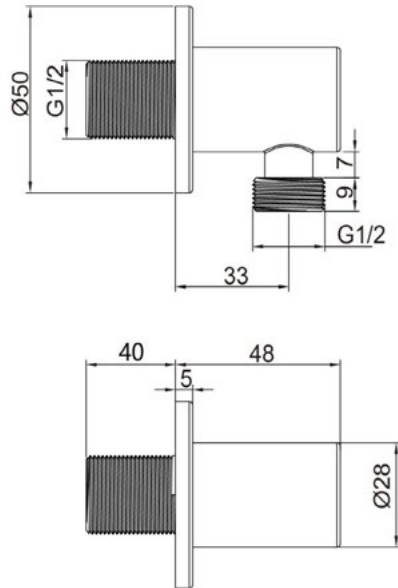
Suitable for all plumbing systems

10 years against manufacturing faults (3 Years on Serviceable Parts).

Additional Information

1. Adjustable brass handset holder;
2. Chrome ABS Shower handset, and 1.5m PVC shower hose

The information contained on this page was correct at date of issue. Fitting dimensions are provided as a guide only. Some variation may occur due to manufacturing tolerances. We pursue a policy of continuing improvement in design and performance of our products and so reserve the right to change specifications without prior notice.



Construction

Brass Body (CuZn40Pb18)

Finishes

Chrome plated to BS EN 248

Product Type

Contemporary

Plumbing Systems

Suitable for all plumbing systems

Fitting

G1/2" BSP

Guarantee

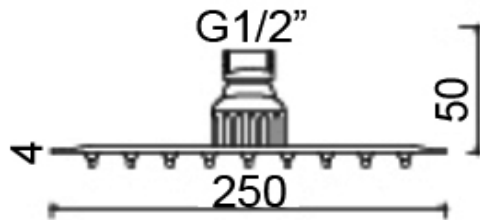
10 years against manufacturing faults (3 Years on Serviceable Parts).

The information contained on this page was correct at date of issue. Fitting dimensions are provided as a guide only. Some variation may occur due to manufacturing tolerances. We pursue a policy of continuing improvement in design and performance of our products and so reserve the right to change specifications without prior notice.



Construction Stainless Steel 304
Finishes Chrome
Product Type Contemporary
Water Pressure Min 1.0 bar and Max 5.0 bar
Plumbing Systems Suitable for all plumbing systems
Weight(net) 0.60kg/piece
Fitting G1/2"
Guarantee 10 years against manufacturing faults (3 Years on Serviceable Parts).

Additional Information Size : Ø250mm



Flow Rates (Litres per minute)

System Pressure	0.1 Bar	0.2 Bar	0.3 Bar	0.5 Bar	1.0 Bar	1.5 Bar	2.0 Bar	3.0 Bar	4.0 Bar	5.0 Bar
	5.0	12.2	-	18.5	19.0	-	-	-	-	-

The information contained on this page was correct at date of issue. Fitting dimensions are provided as a guide only. Some variation may occur due to manufacturing tolerances. We pursue a policy of continuing improvement in design and performance of our products and so reserve the right to change specifications without prior notice.



Construction

Finishes

Product Type

Plumbing Systems

Fitting

Guarantee

Brass Body (CuZn40Pb18)

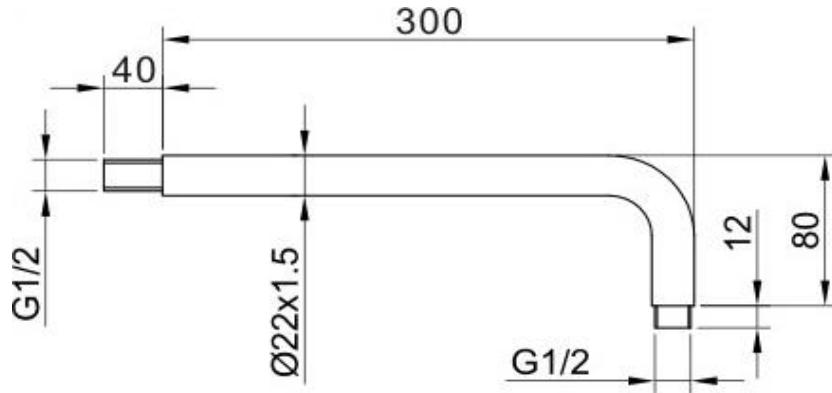
Chrome plated to BS EN 248

Contemporary

Suitable for all plumbing systems

G1/2" BSP

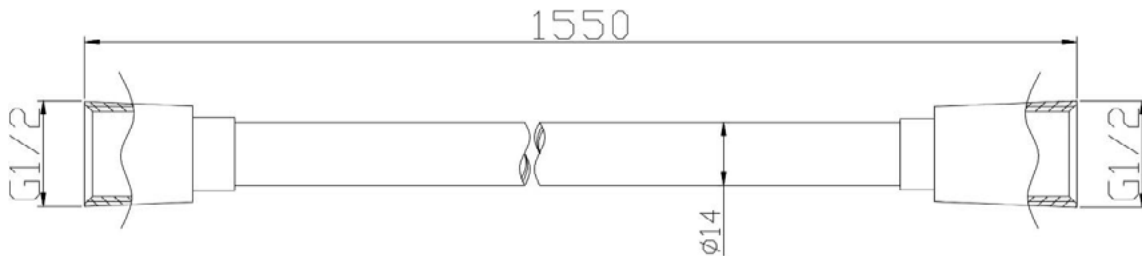
10 years against manufacturing faults (3 Years on Serviceable Parts).



The information contained on this page was correct at date of issue. Fitting dimensions are provided as a guide only. Some variation may occur due to manufacturing tolerances. We pursue a policy of continuing improvement in design and performance of our products and so reserve the right to change specifications without prior notice.



Construction	EDPM
Finishes	Chrome
Product Type	Contemporary
Plumbing Systems	Suitable for all plumbing systems
Certification	Manufactured to comply with CE
Additional Information	Cone to cone connection



The information contained on this page was correct at date of issue. Fitting dimensions are provided as a guide only. Some variation may occur due to manufacturing tolerances. We pursue a policy of continuing improvement in design and performance of our products and so reserve the right to change specifications without prior notice.



Construction	ABS
Finishes	Chrome Plated
Product Type	Contemporary
Water Pressure	Min 1.0bar and Max 5.0bar
Plumbing Systems	Suitable for all plumbing systems
Fitting	G1/2"
Guarantee	10 years against manufacturing faults (3 Years on Serviceable Parts).

Flow Rates (Litres per minute)

System Pressure	0.1 Bar	0.2 Bar	0.3 Bar	0.5 Bar	1.0 Bar	1.5 Bar	2.0 Bar	3.0 Bar	4.0 Bar	5.0 Bar
	-	-	-	8.0	10.9	13.3	15.5	19.4	22.4	24.9

The information contained on this page was correct at date of issue. Fitting dimensions are provided as a guide only. Some variation may occur due to manufacturing tolerances. We pursue a policy of continuing improvement in design and performance of our products and so reserve the right to change specifications without prior notice.