

### Construction

Brass Body (CuZn38b18)

### Finishes

Chrome plated to BS EN 248

### Product Type

Contemporary

### Water Pressure

Min. 1.0 bar, Max. 7.0 bar

### Plumbing Systems

Suitable for all plumbing systems, preferably balanced. Min. supply pressure differential requirement is 5:1

### Standards

Complies with BSEN 1111

### Cartridge

Thermostatic

### Fitting

Inlet Connections: 3/4" BSP

### Guarantee

10 years against manufacturing faults (3 Years on Serviceable Parts).

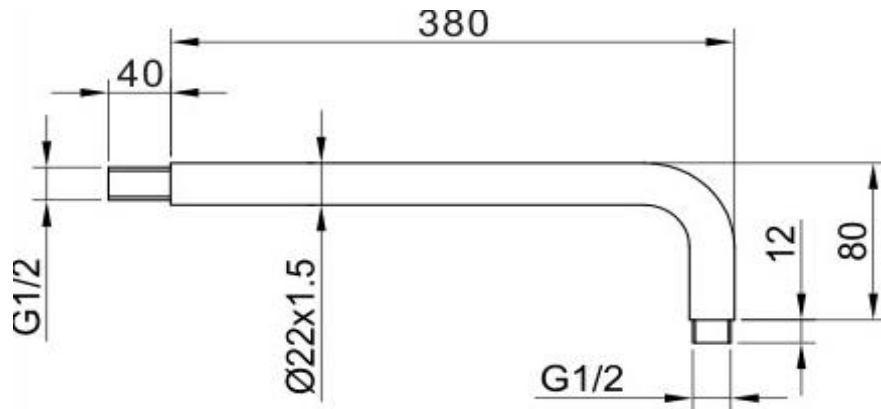
### Additional Information

1. Stainless steel wall Plate
2. Intergrated shower handset kit
3. Stainless steel 1.5m hose
4. Check valve

### Flow Rates (Litres per minute)

| System Pressure | 0.1 Bar | 0.2 Bar | 0.3 Bar | 0.5 Bar | 1.0 Bar | 1.5 Bar | 2.0 Bar | 3.0 Bar | 4.0 Bar | 5.0 Bar |
|-----------------|---------|---------|---------|---------|---------|---------|---------|---------|---------|---------|
|                 | 6.7     | 8.6     | 10.2    | 12.7    | 17.3    | 20.9    | 24.0    | 29.2    | 33.5    | 36.0    |

The information contained on this page was correct at date of issue. Fitting dimensions are provided as a guide only. Some variation may occur due to manufacturing tolerances. We pursue a policy of continuing improvement in design and performance of our products and so reserve the right to change specifications without prior notice.



**Construction**

**Finishes**

**Product Type**

**Plumbing Systems**

**Fitting**

**Guarantee**

Brass Body (CuZn38Pb18)

Chrome plated to BS EN 248

Contemporary

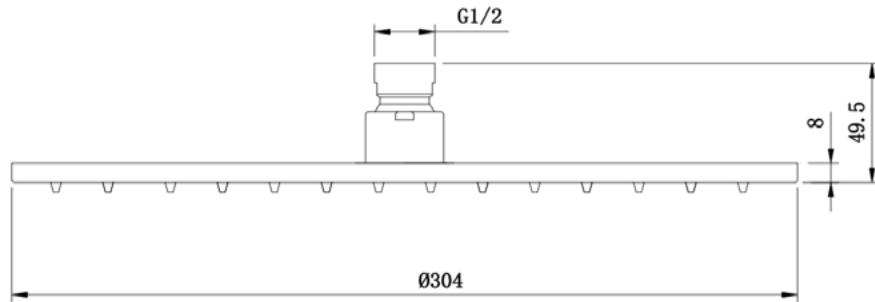
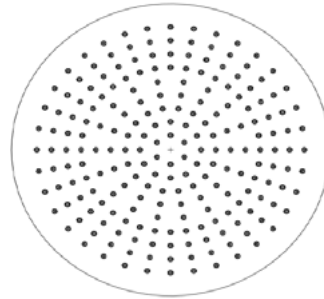
Suitable for all plumbing systems

G1/2" BSP

10 years against manufacturing faults (3 Years on Serviceable Parts).



The information contained on this page was correct at date of issue. Fitting dimensions are provided as a guide only. Some variation may occur due to manufacturing tolerances. We pursue a policy of continuing improvement in design and performance of our products and so reserve the right to change specifications without prior notice.



|                         |  |
|-------------------------|--|
| <b>Construction</b>     | Brass Body (CuZn38Pb18)  |
| <b>Finishes</b>         | Chrome plated to BS EN 248   |
| <b>Product Type</b>     | Contemporary   |
| <b>Water Pressure</b>   | Min 1.0 bar and Max 7.0bar   |
| <b>Plumbing Systems</b> | Suitable for all plumbing systems; Suitable for high water pressure 15 bar |
| <b>Fitting</b>          | G1/2"  |
| <b>Size</b>             | Ø300mm   |
| <b>Guarantee</b>        | 10 years against manufacturing faults (3 Years on Serviceable Parts).      |

- Additional Information**
1. Rub-clean rubber nozzle
  2. 100% Chromed
  3. Swivel connector

**Flow Rates** (Litres per minute)

| System Pressure | 0.1 Bar | 0.2 Bar | 0.3 Bar | 0.5 Bar | 1.0 Bar | 1.5 Bar | 2.0 Bar | 3.0 Bar | 4.0 Bar | 5.0 Bar |
|-----------------|---------|---------|---------|---------|---------|---------|---------|---------|---------|---------|
|                 | -       | -       | -       | 17.0    | 18.0    | 19.0    | 20.0    | 22.0    | 24.2    | 26.1    |

The information contained on this page was correct at date of issue. Fitting dimensions are provided as a guide only. Some variation may occur due to manufacturing tolerances. We pursue a policy of continuing improvement in design and performance of our products and so reserve the right to change specifications without prior notice.