



### Construction

Brass Body (CuZn38Pb18)

### Finishes

Chrome plated to BS EN 248

### Product Type

Contemporary

### Water Pressure

Min. 0.2 bar, Max. 6.0 bar

### Plumbing Systems

Suitable for all plumbing systems, preferably balanced. Min. supply pressure differential requirement is 5:1

### Standards

Complies with BSEN 1111

### Cartridge

Thermostatic

### Fitting

Inlet: 3/4" female thread

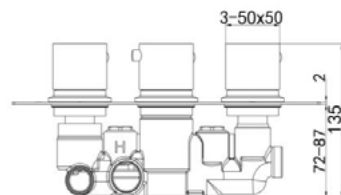
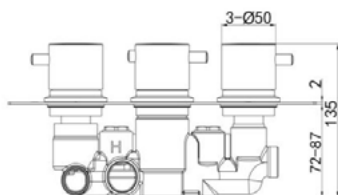
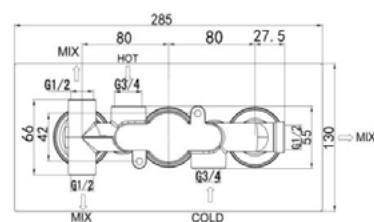
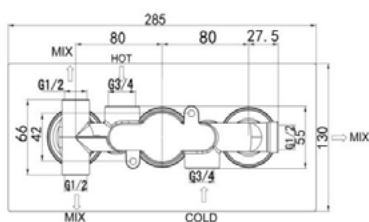
Outlet: 1/2" Female thread

### Guarantee

10 years against manufacturing faults (3 Years on Serviceable Parts).

### Additional Information

1. Temperature: Pre-set 38°C, with push button override to 48°C
2. Automatic shut off in the event of hot or cold water supply failure



### Flow Rates (Litres per minute)

| System Pressure | 0.1 Bar | 0.2 Bar | 0.3 Bar | 0.5 Bar | 1.0 Bar | 1.5 Bar | 2.0 Bar | 3.0 Bar | 4.0 Bar | 5.0 Bar |
|-----------------|---------|---------|---------|---------|---------|---------|---------|---------|---------|---------|
| 38°C (L/min)    |         | 7.9     | -       | 12.6    | 20.0    |         |         | 36.0    | -       | -       |

The information contained on this page was correct at date of issue. Fitting dimensions are provided as a guide only. Some variation may occur due to manufacturing tolerances. We pursue a policy of continuing improvement in design and performance of our products and so reserve the right to change specifications without prior notice.