

### Construction

Brass Body (CuZn38Pb18)

### Finishes

Chrome plated to BS EN 248

### Product Type

Contemporary

### Water Pressure

Min. 1.0 bar, Max. 6.0 bar

### Plumbing Systems

Suitable for all plumbing systems, preferably balanced. Min. supply pressure differential requirement is 5:1

### Standards

Complies with BSEN 1111

### Cartridge

Thermostatic

### Fitting

Inlet: 3/4" female thread

Outlet: 1/2" Female thread

### Guarantee

10 years against manufacturing faults (3 Years on serviceable parts).

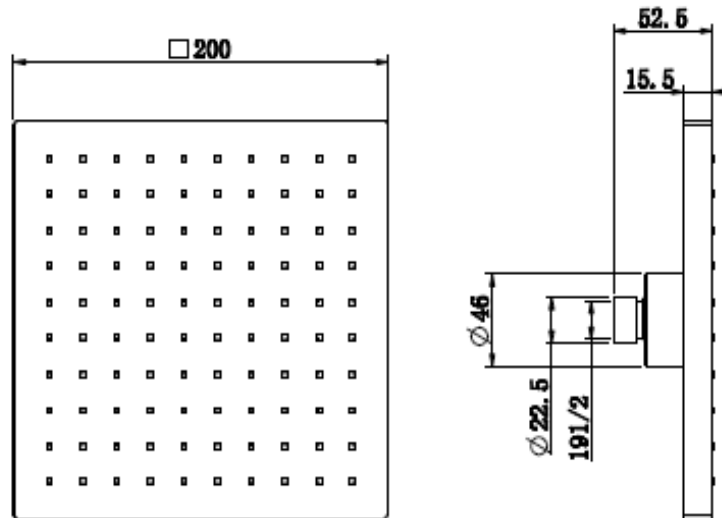
### Additional Information

1. Temperature: Pre-set 38°C, with push button override to 48°C.
2. Automatic shut off in the event of hot or cold water supply failure.

### Flow Rates (Litres per minute)

System Pressure	0.1 Bar	0.2 Bar	0.3 Bar	0.5 Bar	1.0 Bar	1.5 Bar	2.0 Bar	3.0 Bar	4.0 Bar	5.0 Bar
38°C (L/min)		7.9	-	12.6	20.0			36.0	-	-

The information contained on this page was correct at date of issue. Fitting dimensions are provided as a guide only. Some variation may occur due to manufacturing tolerances. We pursue a policy of continuing improvement in design and performance of our products and so reserve the right to change specifications without prior notice.



<b>Construction</b>	ABS
<b>Finishes</b>	Chrome
<b>Product Type</b>	Contemporary
<b>Water Pressure</b>	Min 1.0 bar and Max 5.0 bar
<b>Plumbing Systems</b>	Suitable for all plumbing systems
<b>Certification</b>	Manufactured to comply with CE
<b>Fitting</b>	G1/2"
<b>Guarantee</b>	10 years against manufacturing faults (3 Years on serviceable parts).

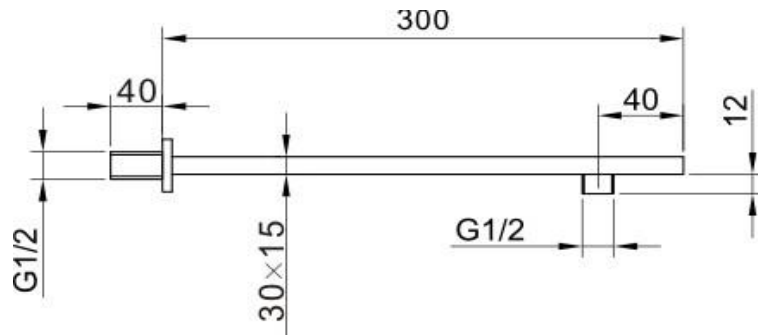
- Additional Information**
1. Rub-clean rubber nozzle
  2. 100% Chromed
  3. Swivel connector
  4. Size: 200X200mm

**Flow Rates** (Litres per minute)

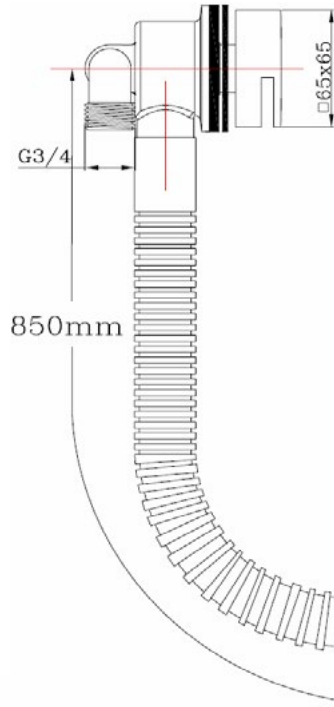
System Pressure	0.1 Bar	0.2 Bar	0.3 Bar	0.5 Bar	1.0 Bar	1.5 Bar	2.0 Bar	3.0 Bar	4.0 Bar	5.0 Bar
	2.8	4.1	-	6.3	10.9	-	12.5	14.3	-	-

The information contained on this page was correct at date of issue. Fitting dimensions are provided as a guide only. Some variation may occur due to manufacturing tolerances. We pursue a policy of continuing improvement in design and performance of our products and so reserve the right to change specifications without prior notice.

<b>Construction</b>	Brass Body (CuZn38Pb18)
<b>Finishes</b>	Chrome plated to BS EN 248
<b>Product Type</b>	Contemporary
<b>Plumbing Systems</b>	Suitable for all plumbing systems
<b>Fitting</b>	G1/2" BSP
<b>Guarantee</b>	10 years against manufacturing faults (3 Years on serviceable parts).



The information contained on this page was correct at date of issue. Fitting dimensions are provided as a guide only. Some variation may occur due to manufacturing tolerances. We pursue a policy of continuing improvement in design and performance of our products and so reserve the right to change specifications without prior notice.



**Construction**

**Finishes**

**Product Type**

**Plumbing Systems**

**Standards**

**Fitting**

**Guarantee**

Core material: Brass & Zinc alloy

Chrome plated to BS EN 248

Contemporary

Suitable for all plumbing systems

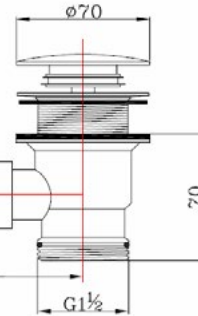
Complies with BS EN 200

1-1/2" BSP

10 years against manufacturing faults (3 Years on serviceable parts).

**Additional Information**

Center to center length: 80cm



The information contained on this page was correct at date of issue. Fitting dimensions are provided as a guide only. Some variation may occur due to manufacturing tolerances. We pursue a policy of continuing improvement in design and performance of our products and so reserve the right to change specifications without prior notice.